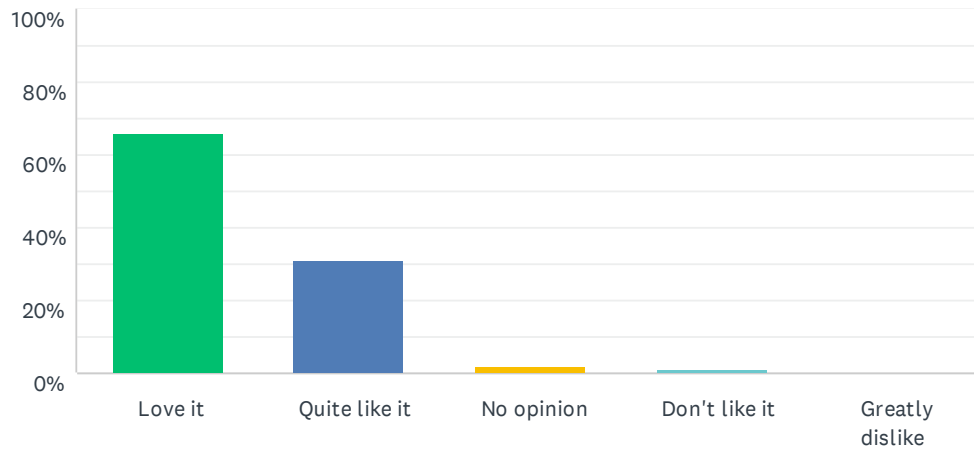


## Q2 On the whole, how do you feel about living in New Buckenham? (Please tick one answer only)

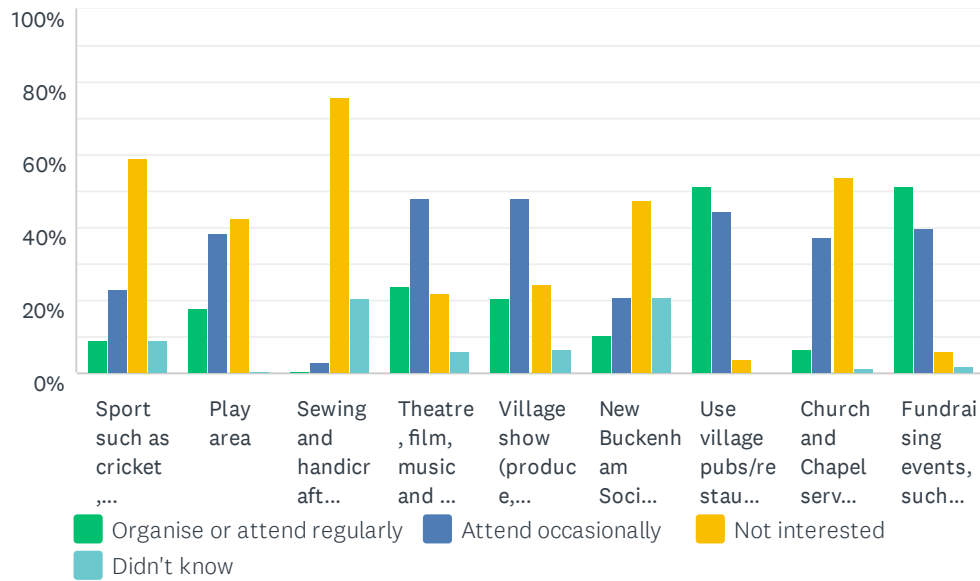
Answered: 295 Skipped: 4



ANSWER CHOICES	RESPONSES	
Love it	66.10%	195
Quite like it	30.85%	91
No opinion	2.03%	6
Don't like it	1.02%	3
Greatly dislike	0.00%	0
<b>TOTAL</b>		<b>295</b>

### Q5 Please indicate your involvement in these village activities(Please tick one answer for each line)

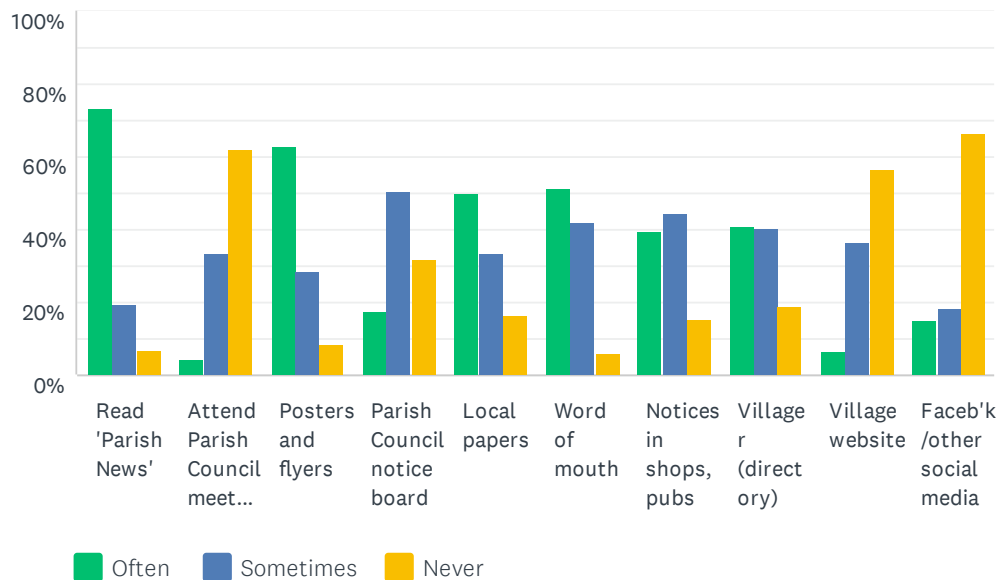
Answered: 299 Skipped: 0



	ORGANISE OR ATTEND REGULARLY	ATTEND OCCASIONALLY	NOT INTERESTED	DIDN'T KNOW	TOTAL	WEIGHTED AVERAGE
Sport such as cricket, football and badminton	8.76% 24	22.99% 63	59.12% 162	9.12% 25	274	2.31
Play area	18.08% 49	38.75% 105	42.44% 115	0.74% 2	271	2.74
Sewing and handicraft groups	0.37% 1	2.96% 8	75.93% 205	20.74% 56	270	1.83
Theatre, film, music and art at village hall	23.79% 69	47.93% 139	22.07% 64	6.21% 18	290	2.89
Village show (produce, cookery and handicrafts)	20.56% 59	48.08% 138	24.74% 71	6.62% 19	287	2.83
New Buckenham Society, Good Companions	10.36% 29	21.07% 59	47.50% 133	21.07% 59	280	2.21
Use village pubs/restaurants	51.35% 152	44.59% 132	4.05% 12	0.00% 0	296	3.47
Church and Chapel services	6.64% 19	37.41% 107	54.20% 155	1.75% 5	286	2.49
Fundraising events, such as fete and bonfire	51.70% 152	40.14% 118	6.12% 18	2.04% 6	294	3.41

## Q9 How do you keep in touch with village events? (Please tick one answer for each line)

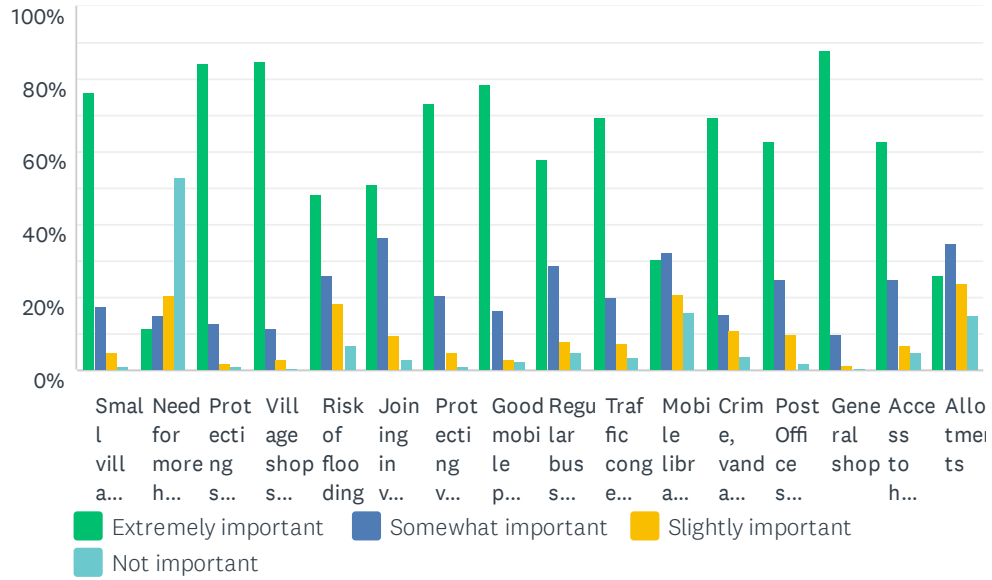
Answered: 298 Skipped: 1



	OFTEN	SOMETIMES	NEVER	TOTAL	WEIGHTED AVERAGE
Read 'Parish News'	73.65% 218	19.59% 58	6.76% 20	296	2.67
Attend Parish Council meetings	4.51% 13	33.33% 96	62.15% 179	288	1.42
Posters and flyers	62.89% 183	28.52% 83	8.59% 25	291	2.54
Parish Council notice board	17.65% 51	50.52% 146	31.83% 92	289	1.86
Local papers	50.17% 147	33.45% 98	16.38% 48	293	2.34
Word of mouth	51.70% 152	42.18% 124	6.12% 18	294	2.46
Notices in shops, pubs	39.59% 116	44.71% 131	15.70% 46	293	2.24
Villager (directory)	40.75% 119	40.41% 118	18.84% 55	292	2.22
Village website	6.64% 19	36.71% 105	56.64% 162	286	1.50
Facebook/other social media	15.09% 43	18.60% 53	66.32% 189	285	1.49

# Q11 How do you rate these features of living in New Buckenham? (Please tick ONE answer for each line)

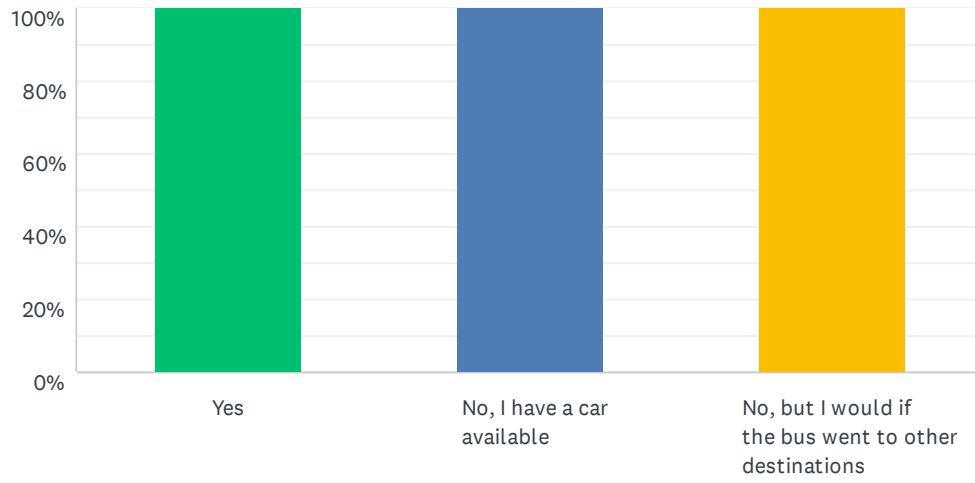
Answered: 251 Skipped: 48



	EXTREMELY IMPORTANT	SOMEWHAT IMPORTANT	SLIGHTLY IMPORTANT	NOT IMPORTANT	TOTAL	WEIGHTED AVERAGE
Small village in rural setting	76.61% 190	17.34% 43	5.24% 13	0.81% 2	248	3.70
Need for more housing	11.34% 27	15.13% 36	20.59% 49	52.94% 126	238	1.85
Protecting surrounding countryside and wildlife	84.40% 211	12.80% 32	2.00% 5	0.80% 2	250	3.81
Village shops, pubs/restaurants, garage services	84.80% 212	11.60% 29	3.20% 8	0.40% 1	250	3.81
Risk of flooding	48.36% 118	26.23% 64	18.44% 45	6.97% 17	244	3.16
Joining in village events, community spirit	51.21% 127	36.29% 90	9.68% 24	2.82% 7	248	3.36
Protecting village heritage	73.68% 182	20.65% 51	4.86% 12	0.81% 2	247	3.67
Good mobile phone and broadband service	78.28% 191	16.39% 40	2.87% 7	2.46% 6	244	3.70
Regular bus service	57.89% 143	29.15% 72	8.10% 20	4.86% 12	247	3.40
Traffic congestion, speed, noise and parking	69.35% 172	19.76% 49	7.26% 18	3.63% 9	248	3.55
Mobile library service	30.45% 74	32.51% 79	20.99% 51	16.05% 39	243	2.77
Crime, vandalism and litter	69.39% 170	15.51% 38	11.02% 27	4.08% 10	245	3.50
Post Office services	62.90% 156	25.00% 62	10.08% 25	2.02% 5	248	3.49
General shop	87.85% 217	10.12% 25	1.62% 4	0.40% 1	247	3.85
Access to health care	63.22% 153	24.79% 60	7.02% 17	4.96% 12	242	3.46
Allotments	25.91% 64	35.22% 87	23.89% 59	14.98% 37	247	2.72

## Q12 Do you use the bus service?

Answered: 296 Skipped: 3

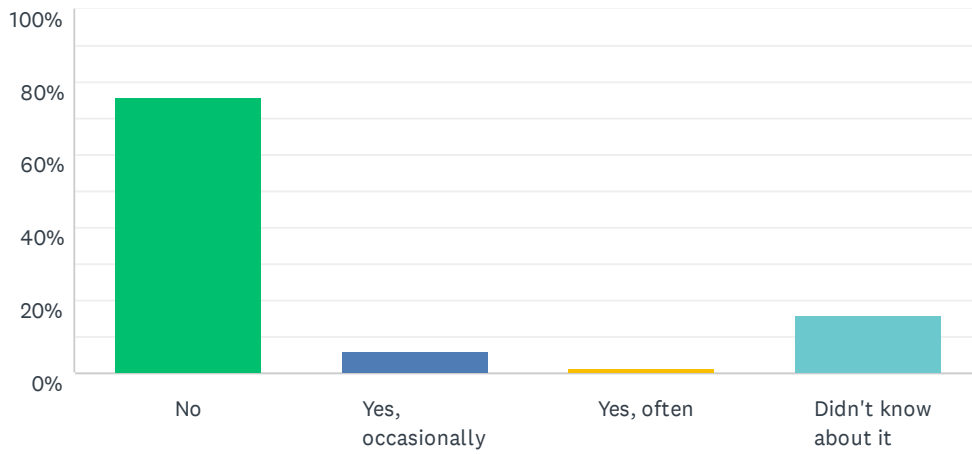


(no label)

	(NO LABEL)	TOTAL
Yes	100.00% 38	38
No, I have a car available	100.00% 235	235
No, but I would if the bus went to other destinations	100.00% 48	48

### Q13 Have you used the Community Car Scheme? (please tick one answer)

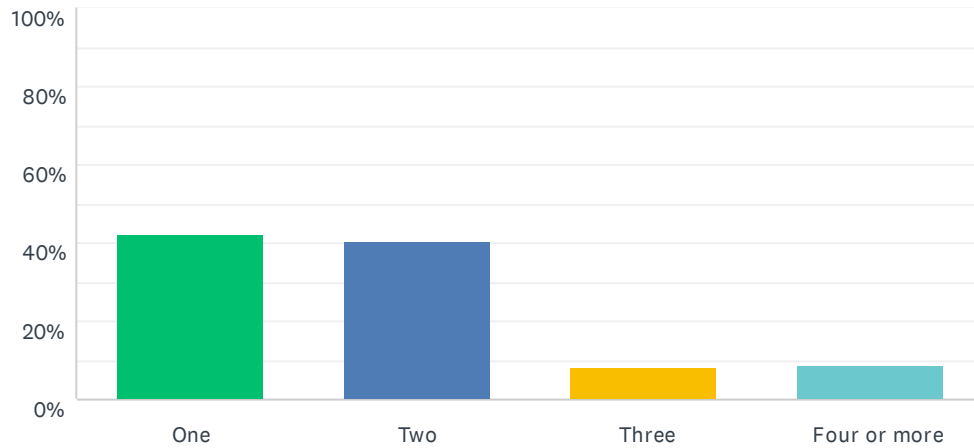
Answered: 296 Skipped: 3



ANSWER CHOICES	RESPONSES	
No	76.01%	225
Yes, occasionally	6.08%	18
Yes, often	1.69%	5
Didn't know about it	16.22%	48
<b>TOTAL</b>		<b>296</b>

**Q14 Important: please would ONLY ONE member of your household answer this question:How many cars or vans are there in your household?  
Please include company vehicles.**

Answered: 168 Skipped: 131

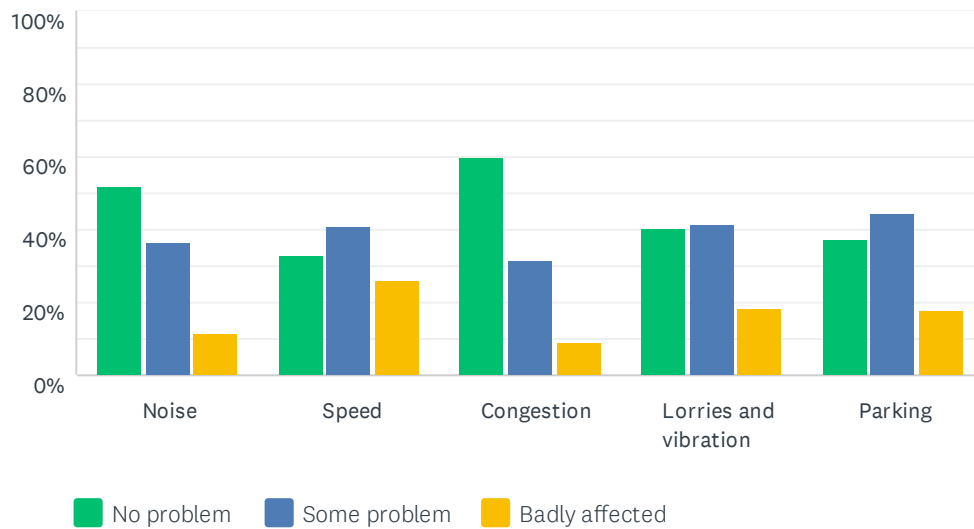


ANSWER CHOICES	RESPONSES	
One	42.26%	71
Two	40.48%	68
Three	8.33%	14
Four or more	8.93%	15
<b>TOTAL</b>		<b>168</b>



### Q15 Which aspects of traffic in the village affect you? (Please tick one answer for each line)

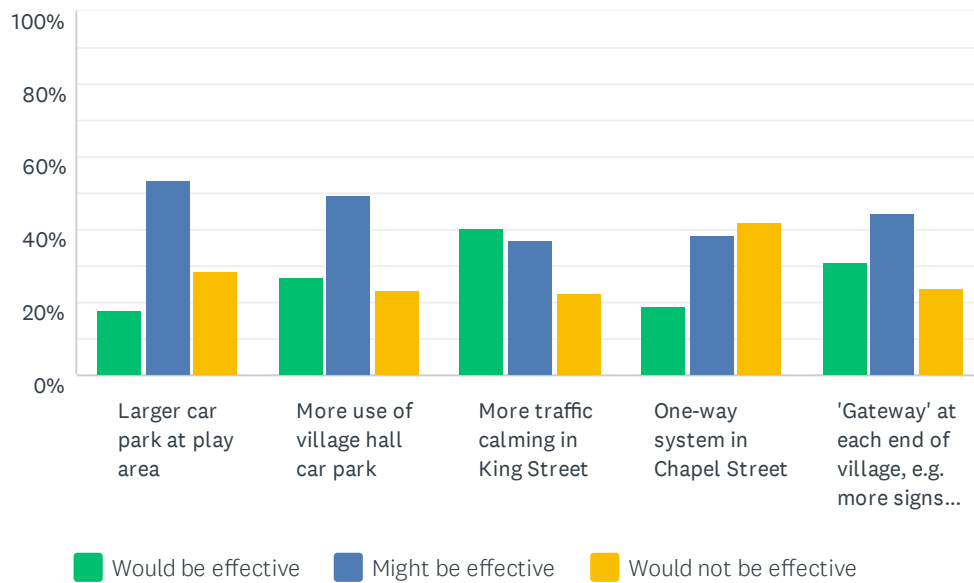
Answered: 296 Skipped: 3



	NO PROBLEM	SOME PROBLEM	BADLY AFFECTED	TOTAL
Noise	51.90% 150	36.68% 106	11.42% 33	289
Speed	33.10% 95	40.77% 117	26.13% 75	287
Congestion	59.86% 170	31.34% 89	8.80% 25	284
Lorries and vibration	40.28% 116	41.32% 119	18.40% 53	288
Parking	37.67% 110	44.52% 130	17.81% 52	292

### Q16 If you think the village has traffic problems, how effective would the following actions be in easing them? (Please tick one answer for each line)

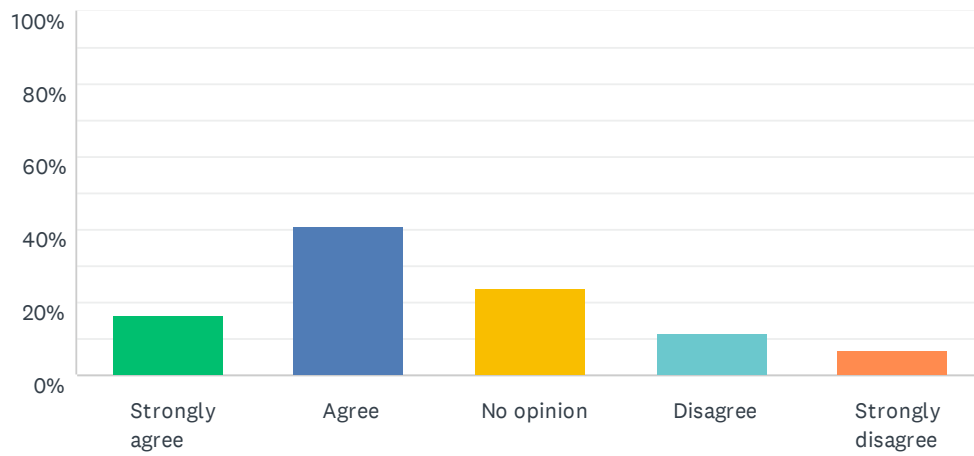
Answered: 290 Skipped: 9



	WOULD BE EFFECTIVE	MIGHT BE EFFECTIVE	WOULD NOT BE EFFECTIVE	TOTAL	WEIGHTED AVERAGE
Larger car park at play area	18.12% 50	53.62% 148	28.26% 78	276	1.90
More use of village hall car park	26.98% 75	49.28% 137	23.74% 66	278	2.03
More traffic calming in King Street	40.57% 114	37.01% 104	22.42% 63	281	2.18
One-way system in Chapel Street	19.15% 54	38.65% 109	42.20% 119	282	1.77
'Gateway' at each end of village, e.g. more signs or planting	31.21% 88	44.68% 126	24.11% 68	282	2.07

### Q18 Do you think the village should do more to promote tourism? (Please tick one answer only)

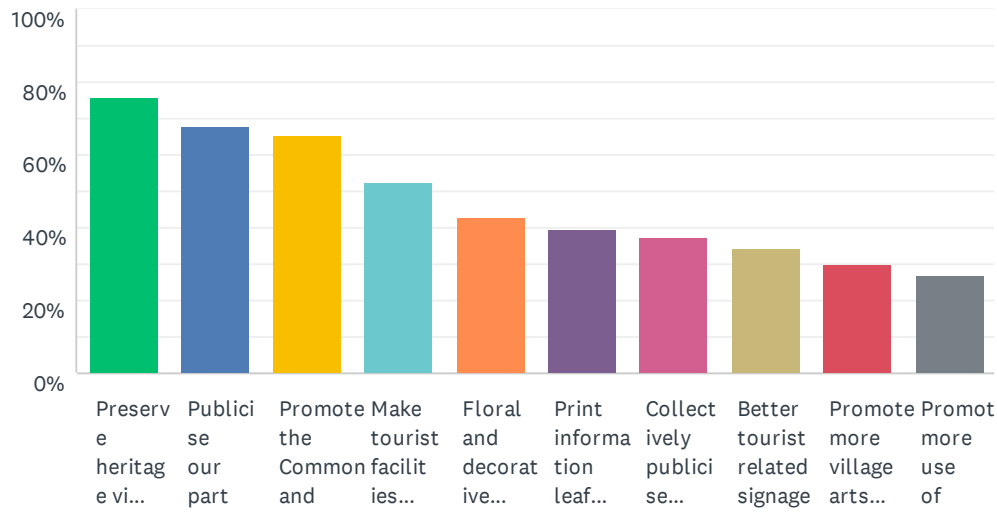
Answered: 290 Skipped: 9



ANSWER CHOICES	RESPONSES	
Strongly agree	16.55%	48
Agree	41.03%	119
No opinion	24.14%	70
Disagree	11.38%	33
Strongly disagree	6.90%	20
<b>TOTAL</b>		<b>290</b>

### Q19 If tourism is thought to benefit the village, which actions would encourage tourism best? (Please tick up to FIVE answers)

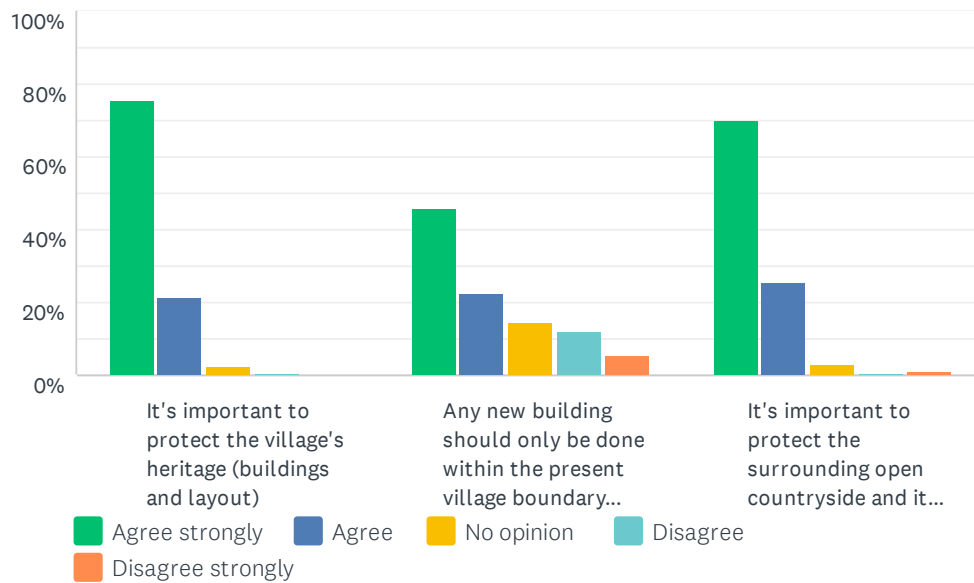
Answered: 255 Skipped: 44



ANSWER CHOICES	RESPONSES	
Preserve heritage views such as Market Place, open farmland, footpaths, churchyard	76.08%	194
Publicise our part of the Tas Valley Way (a long distance walking route)	68.24%	174
Promote the Common and its wildlife	65.49%	167
Make tourist facilities available such as toilets and tearooms	52.55%	134
Floral and decorative planting in public areas and road verges	43.14%	110
Print information leaflets	39.61%	101
Collectively publicise local businesses	37.65%	96
Better tourist related signage	34.51%	88
Promote more village arts events	29.80%	76
Promote more use of village playing fields	27.06%	69
Total Respondents: 255		

## Q20 Thinking about the village, how much do you agree or disagree with the following statements? (Please tick one answer for each line)

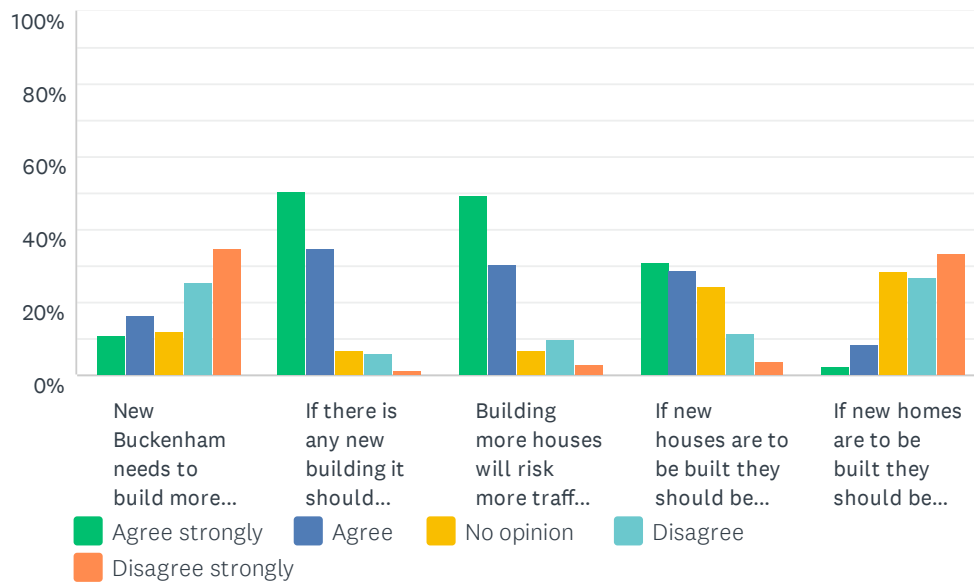
Answered: 298 Skipped: 1



	AGREE STRONGLY	AGREE	NO OPINION	DISAGREE	DISAGREE STRONGLY	TOTAL	WEIGHTED AVERAGE
It's important to protect the village's heritage (buildings and layout)	75.68% 224	21.62% 64	2.36% 7	0.34% 1	0.00% 0	296	1.73
Any new building should only be done within the present village boundary (infilling)	45.92% 135	22.45% 66	14.29% 42	11.90% 35	5.44% 16	294	1.02
It's important to protect the surrounding open countryside and its wildlife	69.93% 207	25.34% 75	3.04% 9	0.68% 2	1.01% 3	296	1.65

## Q21 Thinking about village housing, how much do you agree or disagree with the following statements? (Please tick one answer for each line)

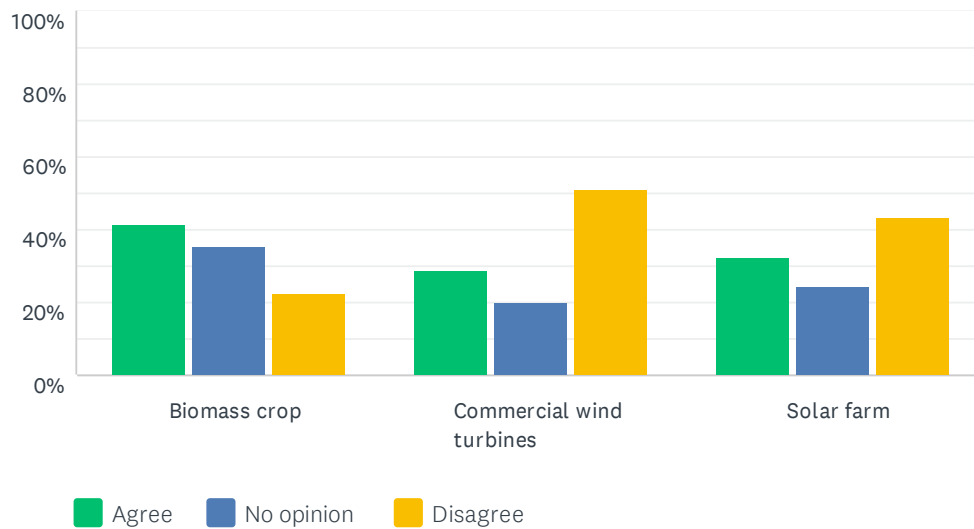
Answered: 299 Skipped: 0



	AGREE STRONGLY	AGREE	NO OPINION	DISAGREE	DISAGREE STRONGLY	TOTAL	WEIGHTED AVERAGE
New Buckenham needs to build more houses	11.22% 33	16.33% 48	11.90% 35	25.51% 75	35.03% 103	294	-0.57
If there is any new building it should reflect the local style	50.51% 148	35.15% 103	6.83% 20	6.14% 18	1.37% 4	293	1.27
Building more houses will risk more traffic and parking problems	49.32% 145	30.61% 90	7.14% 21	9.86% 29	3.06% 9	294	1.13
If new houses are to be built they should be smaller to suit single people and couples	30.85% 91	28.81% 85	24.75% 73	11.53% 34	4.07% 12	295	0.71
If new homes are to be built they should be larger, say four bedrooms	2.41% 7	8.62% 25	28.28% 82	27.24% 79	33.45% 97	290	-0.81

## Q22 What are your feelings about using land surrounding New Buckenham for generation of electricity? (Please tick one answer for each line)

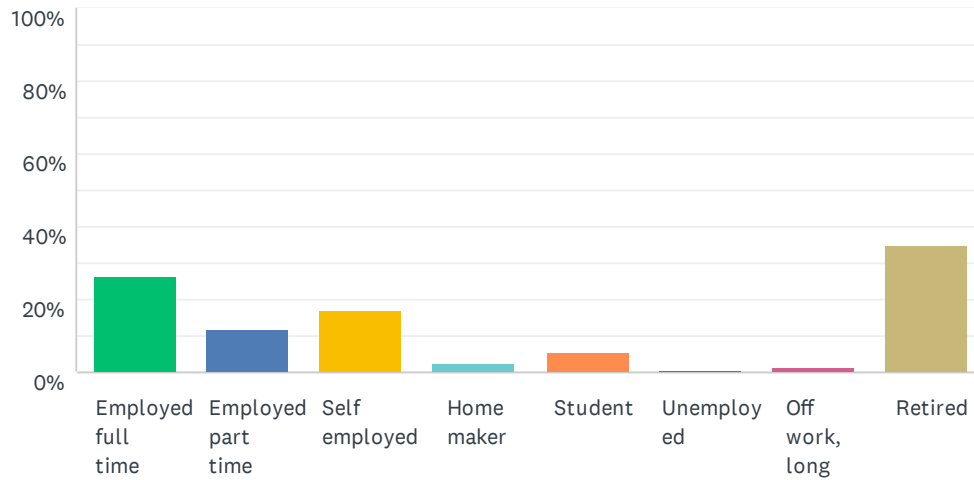
Answered: 291 Skipped: 8



	AGREE	NO OPINION	DISAGREE	TOTAL	WEIGHTED AVERAGE
Biomass crop	41.70% 118	35.69% 101	22.61% 64	283	0.19
Commercial wind turbines	28.93% 81	20.00% 56	51.07% 143	280	-0.22
Solar farm	32.39% 92	24.30% 69	43.31% 123	284	-0.11

### Q23 What is your employment status? (Please tick ONE answer only)

Answered: 296 Skipped: 3

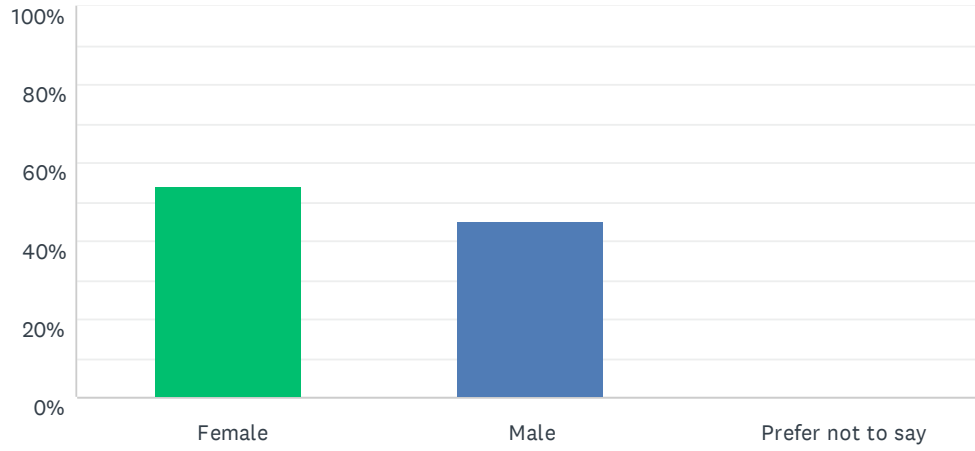


ANSWER CHOICES	RESPONSES	
Employed full time	26.35%	78
Employed part time	11.82%	35
Self employed	16.89%	50
Home maker	2.36%	7
Student	5.74%	17
Unemployed	0.68%	2
Off work, long term sick	1.35%	4
Retired	34.80%	103
<b>TOTAL</b>		<b>296</b>



## Q24 Are you

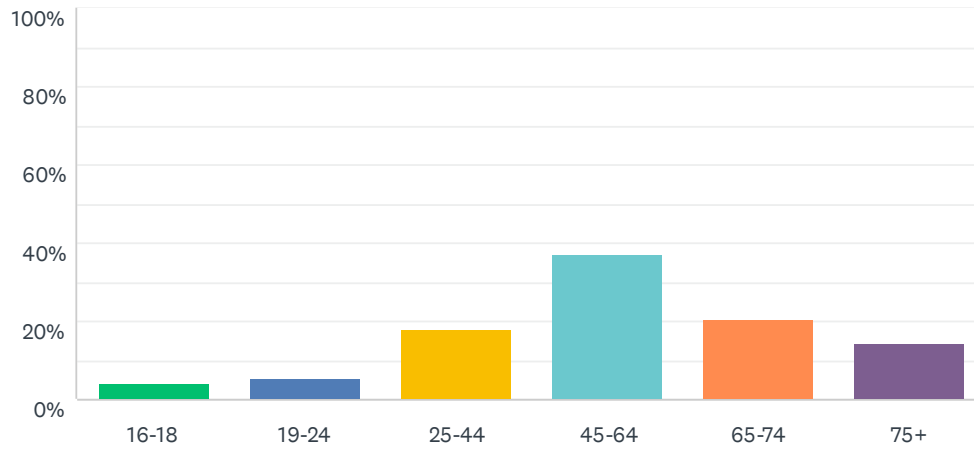
Answered: 296 Skipped: 3



ANSWER CHOICES	RESPONSES	
Female	54.05%	160
Male	45.27%	134
Prefer not to say	0.68%	2
<b>TOTAL</b>		<b>296</b>

## Q25 Please tell us your age

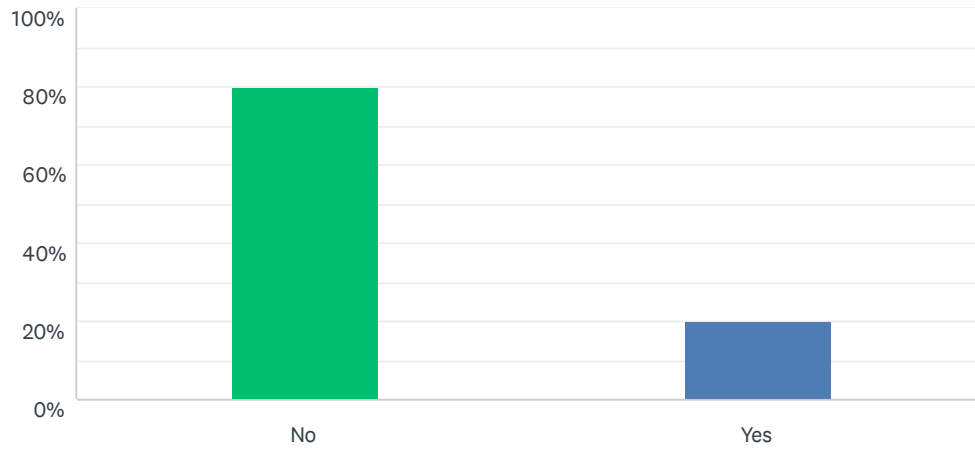
Answered: 296 Skipped: 3



ANSWER CHOICES	RESPONSES
16-18	4.05% 12
19-24	5.74% 17
25-44	18.24% 54
45-64	37.16% 110
65-74	20.27% 60
75+	14.53% 43
<b>TOTAL</b>	<b>296</b>

### Q26 Do you live alone?

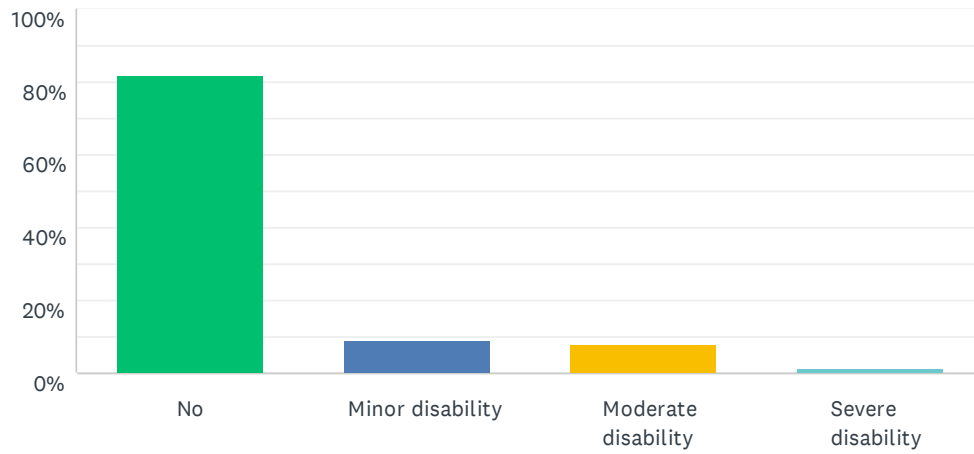
Answered: 297 Skipped: 2



ANSWER CHOICES	RESPONSES	
No	80.13%	238
Yes	19.87%	59
TOTAL		297

### Q27 Do you have a health problem that causes disability? (Please tick one answer)

Answered: 296 Skipped: 3



ANSWER CHOICES	RESPONSES	
No	81.76%	242
Minor disability	8.78%	26
Moderate disability	7.77%	23
Severe disability	1.69%	5
<b>TOTAL</b>		<b>296</b>